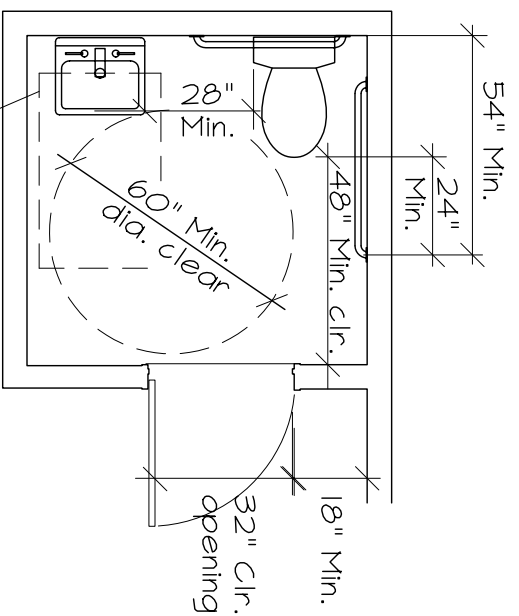
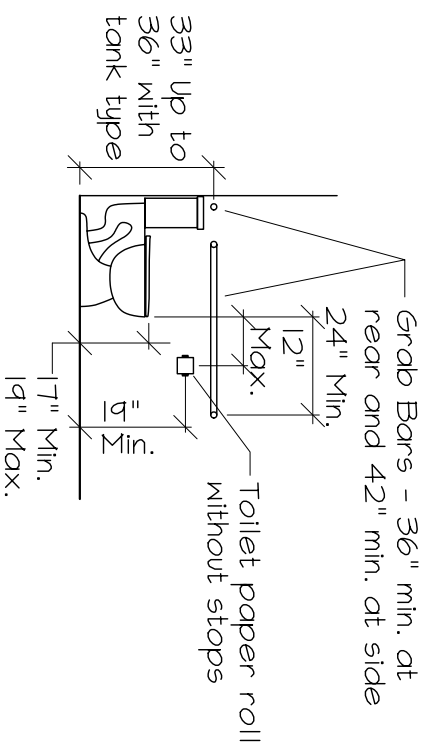


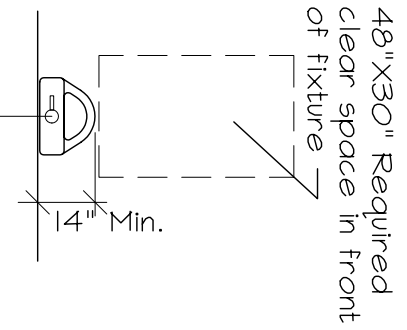
STALL PLAN



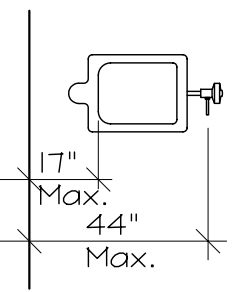
SINGLE ACC. PLAN



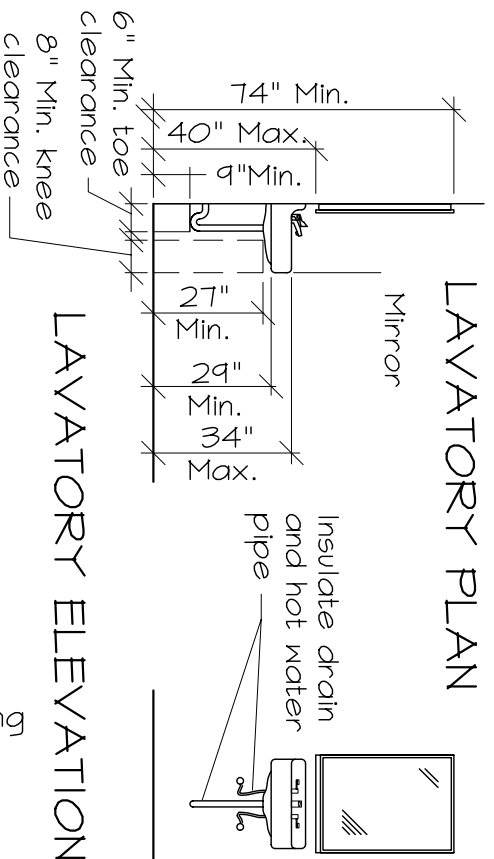
TOILET ELEVATION



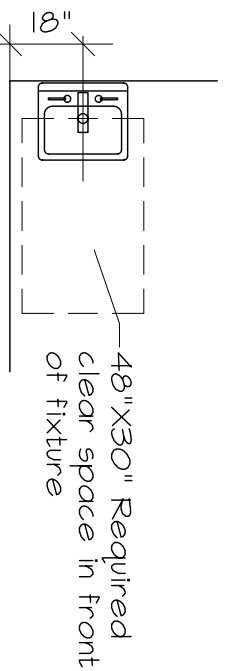
URINAL PLAN



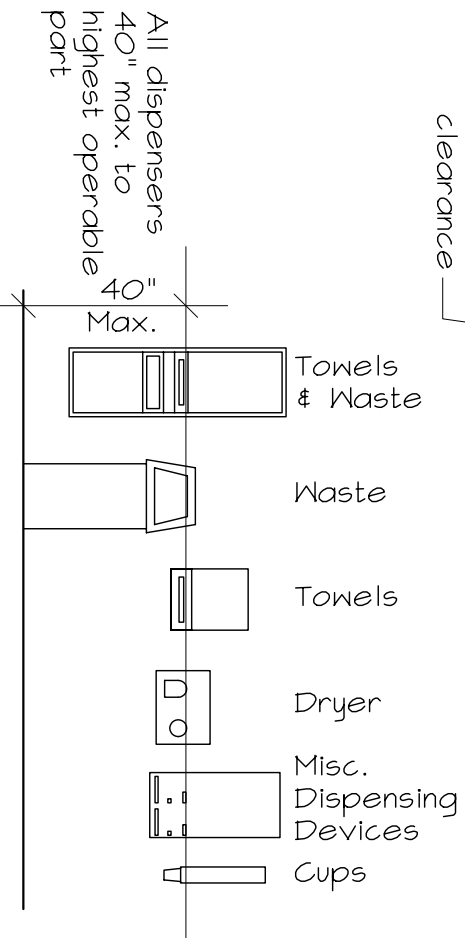
URINAL ELEVATION




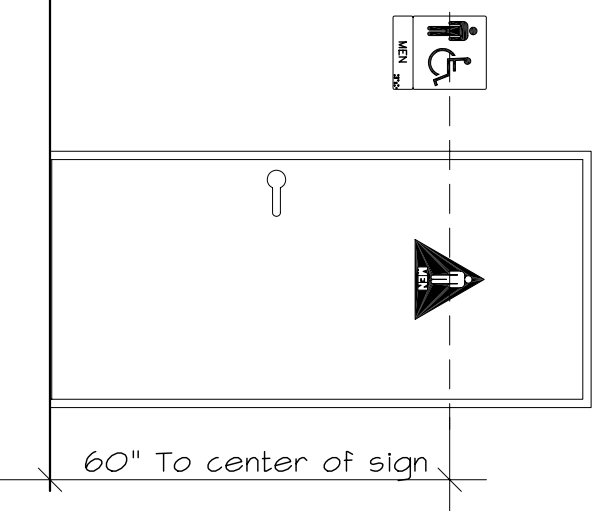
LAVATORY PLAN



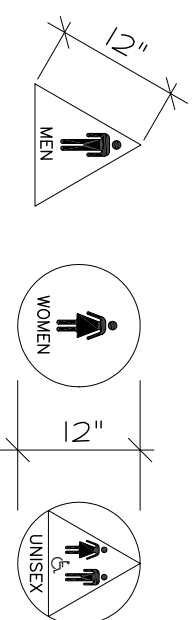
LAVATORY ELEVATION



DISPENSER ELEVATIONS



WALL SIGNAGE (TYPICAL)

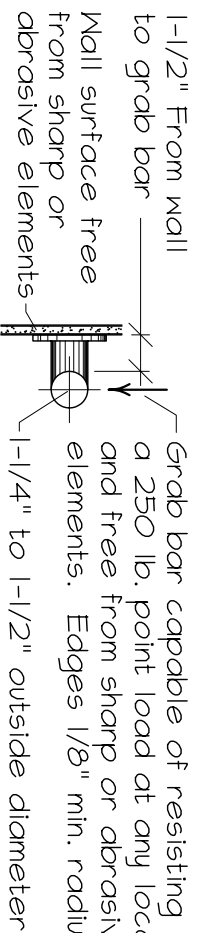


DOOR SIGNAGE (TYPICAL)

Signs shall be 1/4" thick, with lettering raised 1/32", uppercase letters, between 5/8" to 2" high, and contrasting color. Wall signs shall be located on the latch side with corresponding grade II Braille.

ACCESSIBLE RESTROOM NOTES

1. Where separate facilities are provided for non-disabled persons of each sex, separated facilities shall be provided for persons with disabilities of each sex also.
2. Where facilities are to be used by small children, the specific heights may be adjusted to meet their accessibility needs.
3. Faucet controls and operating mechanisms shall be operable with one hand and shall not require tight grasping, pinching, or twisting of the wrist (i.e., use lever-operated, push-type, etc.). The force to activate controls shall not exceed 5 lbs. Self-closing valves are allowed if the faucet remains open for at least 10 seconds.
4. The force required to activate the flush valve shall be 5 lbs. maximum and located 44" maximum above the floor.
5. Stall doors shall be equipped with an automatic-closing device, and shall have a clear, unobstructed opening of 32" when located at the end and 34" when located at the side with the door positioned at an angle of 90 degrees from its closed position.
6. The inside and outside of the stall door shall be equipped with a loop or "U"-shaped handle immediately below the latch. The latch shall be flip-over style, sliding, or other hardware not requiring the user to grasp or twist.
7. Where 6 or more stalls are provided within a multiple accommodation toilet room, at least one additional stall shall comply with Section 115B.7.1.2 and 115B7.1.3.



ACCESSIBLE GRAB BARS

Standard Accessibility Details and Notes for Handicapped Restrooms

The information provided on this sheet is a summary of specific code requirements and is provided to assist in understanding and complying with the code. Completeness of the plans and code compliance remains the responsibility of the applicant.

Project Title: \_\_\_\_\_  
 Project Address: \_\_\_\_\_  
 Project Owner and Address: \_\_\_\_\_